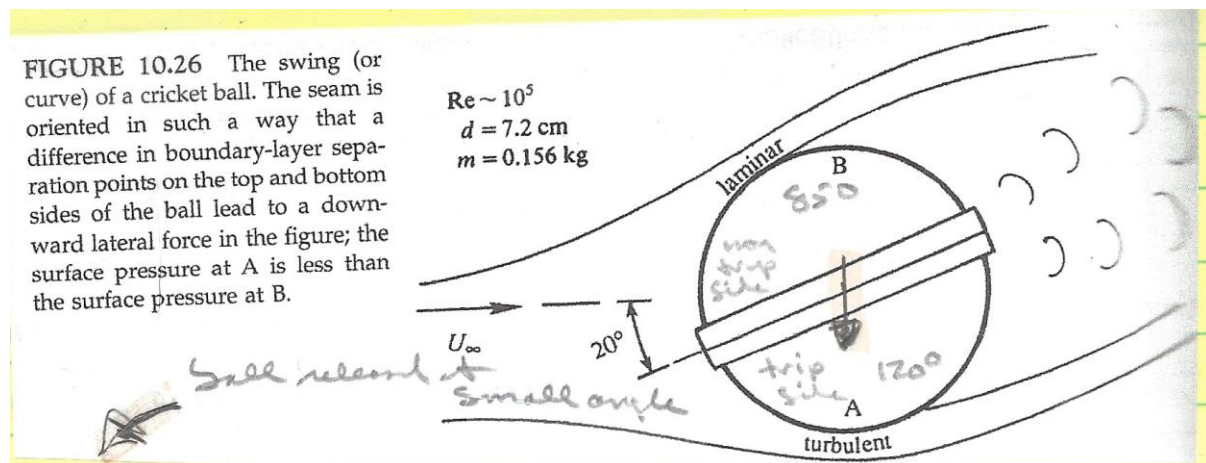


Sports Ball Dynamics

Trajectory of sports balls (tennis, cricket, soccer, ping-pong, baseball, golf, etc.) complex and counterintuitive, e.g., curve, swing, hook, swerve, slice, etc. Effects spin important.

Cricket Ball

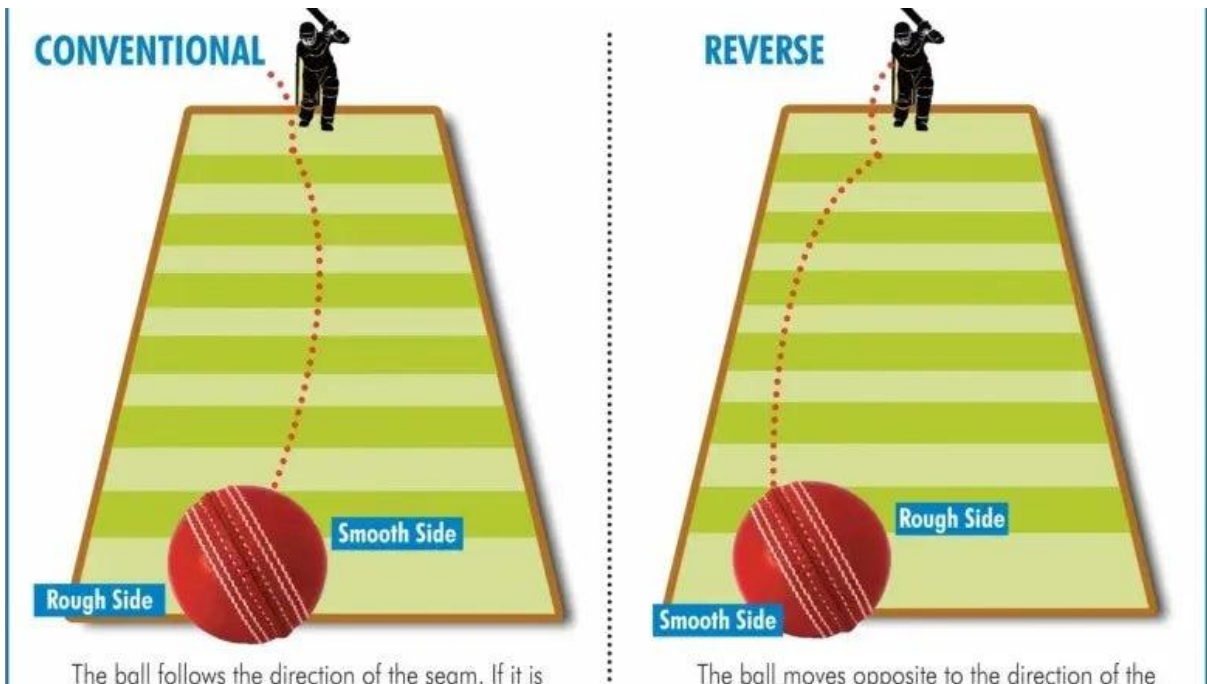



Looking downward bends to left outswinger vs. inswinger with seam opposite direction and upward force

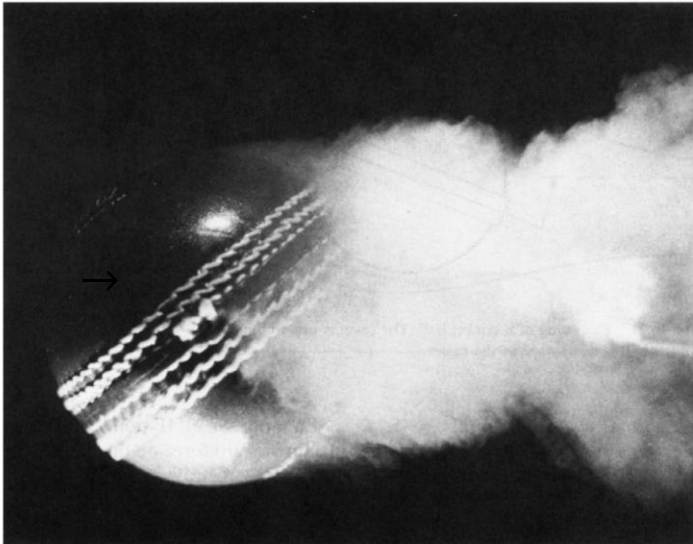
1 mm high seam whose orientation bends flight path for speeds ~ 30 m/s, i.e., $Re \sim 10^5 < Re_{crit} = 5 \times 10^5$ since seam trips lower side BL inducing turbulent flow while upper side remains laminar

A similar potential flow $C_p = 1 - \frac{9}{4} \sin^2 \theta \big|_{\pi/2} = -\frac{5}{4}$ vs. B viscous flow higher $C_p \therefore$ downward side force

HOW TO BOWL OUTSWING



delayed
separation
seam side



wake deflected
upward
40° release angle

FIGURE 9.24 Smoke photograph of flow over a cricket ball in the same orientation and flow condition as that depicted in Figure 9.23. The flow is from left to right, the seam angle is 40°, the flow speed is 17 m/s, and $Re = 0.85 \times 10^5$. R. Melita, Ann. Rev Fluid Mech. 17: 151–189, 1985. Photograph reproduced with permission from the Annual Review of Fluid Mechanics, Vol. 17 © 1985 by Annual Reviews, www.AnnualReviews.org.

upward force exerted on fluid by ball \Rightarrow downward force on ball by fluid

Back spin prevents wobble. Side force 40% weight. Deflection $\propto time^2 \Rightarrow$ parabolic path that bends as much as 0.8 m when reaches batter.

Too slow no bending as seam not effective trip BL


Too fast both sides turbulent also old ball roughness induces turbulence both sides

Effects humidity also causes swing but not yet explained since such effects only change Re by 2% and not enough affect separation.

Basics of swing bowling

Normal swing

1 The grip
Bowler holds ball next to seam, with part of shiny side towards batsman, and points seam in direction he wants the ball to swing. For an outswinger, the seam points towards fine leg, for an inswinger towards fine leg.




2 As air flows around the ball, it is disrupted on the side with the seam, causing turbulence.

3 Turbulent air breaks away from the ball later, reducing pressure on that side.

70mph optimum speed
Swing difficult to achieve above 80mph

Reverse swing

1 The grip
Bowler holds ball next to seam, with part of rough side towards batsman, and points seam in the opposite direction to the way he wants the ball to swing. For an outswinger, the seam points towards fine leg, for an inswinger towards slip.



2 Rough surface of ball creates initial turbulence on both sides of the ball.

3 As turbulent air hits the seam, turbulence is disrupted and weakened.


4 Weakened turbulent air breaks away from the ball earlier, raising pressure compared with the other side.

90mph optimum speed
Roughened balls will reverse at lower speed

Contrast swing

At low speed

1 The grip
Bowler holds seam vertically, with rough side facing the way he wants the ball to swing.




2 Air moves smoothly over smooth side, but rough side creates turbulence.

3 Turbulent air breaks away from the ball later, reducing pressure on rough side.

70mph optimum speed
Faster balls swing the other way

At high speed

1 The grip
Bowler holds seam vertically, with shiny side facing the way he wants the ball to swing.

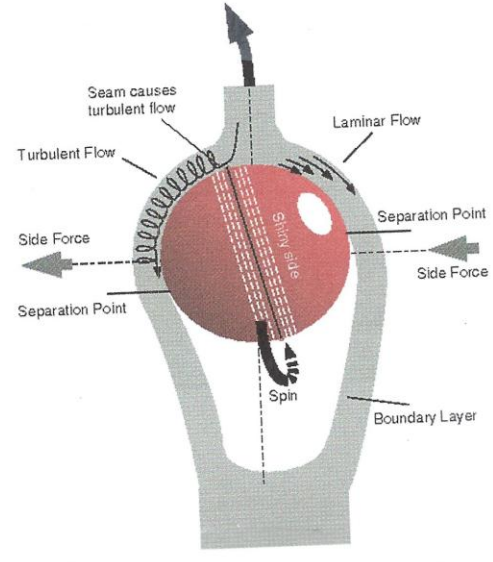


2 High speed creates initial turbulence on both sides of the ball.

3 As air hits rough side of the ball, turbulence is disrupted and weakened.

4 Weakened turbulent air breaks away from the ball earlier, raising pressure compared with the other side.

80mph optimum speed
Ball still swings if seam is less prominent



Tennis Ball

Bending due spin: top spin curves downward back spin flatter path.
 Similar Γ as per cylinder flow with vortex but in this case, differences
 $Re < Re_{crit}$ (especially for top spin) due asymmetric BL

Separation: deflection rotating sphere called Robins effect

FIGURE 9.22 Measured drag coefficient, C_D , of a smooth sphere vs. $Re = U_\infty d/\nu$. The Stokes solution is $C_D = 24/Re$, and the Oseen solution is $C_D = (24/Re) (1 + 3Re/16)$; these two solutions are discussed at the end of Chapter 8. The increase of drag coefficient in the range A–B has relevance in explaining why the flight paths of sports balls bend in the air.

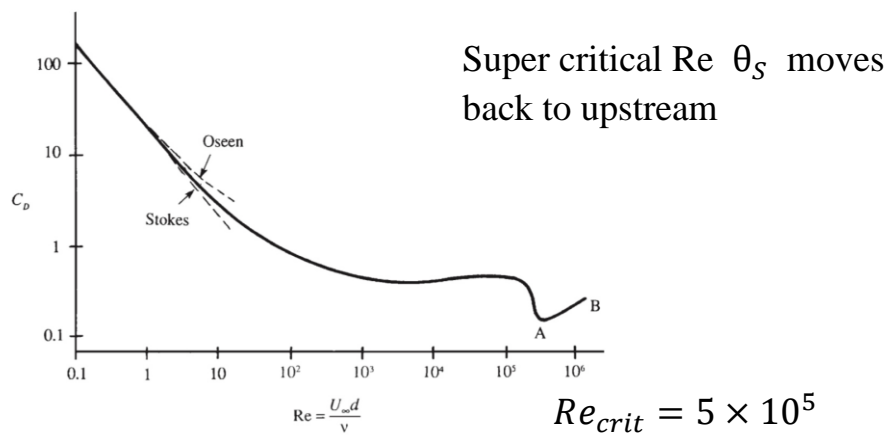
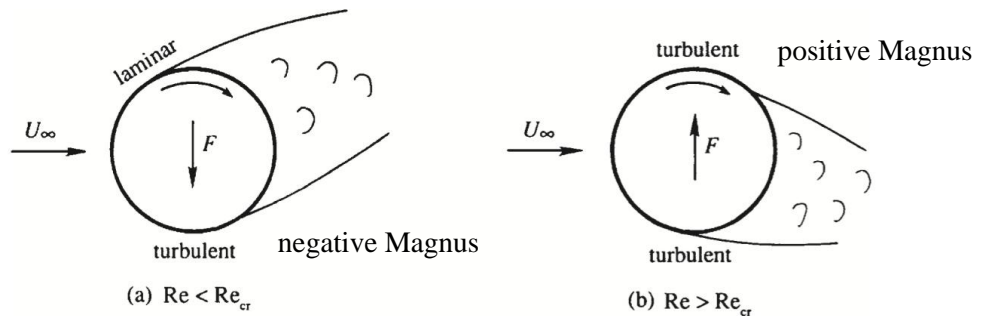


FIGURE 9.25 Curving flight of rotating spheres, in which F indicates the force exerted by the fluid: (a) negative Magnus effect; and (b) positive Magnus effect. A well-hit tennis ball with spin is likely to display the positive Magnus effect.

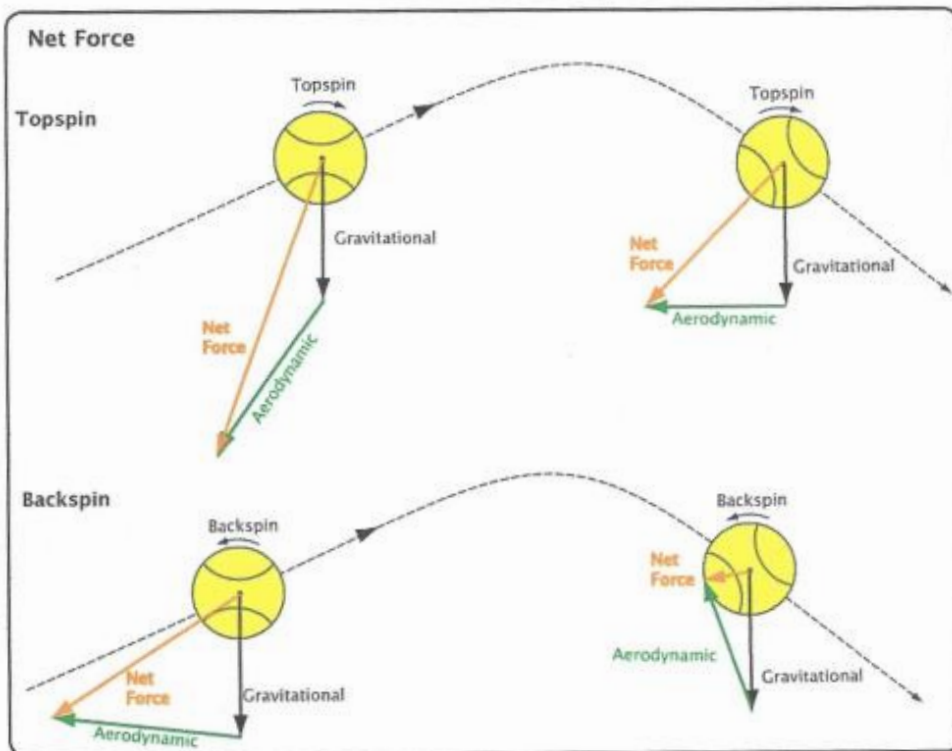
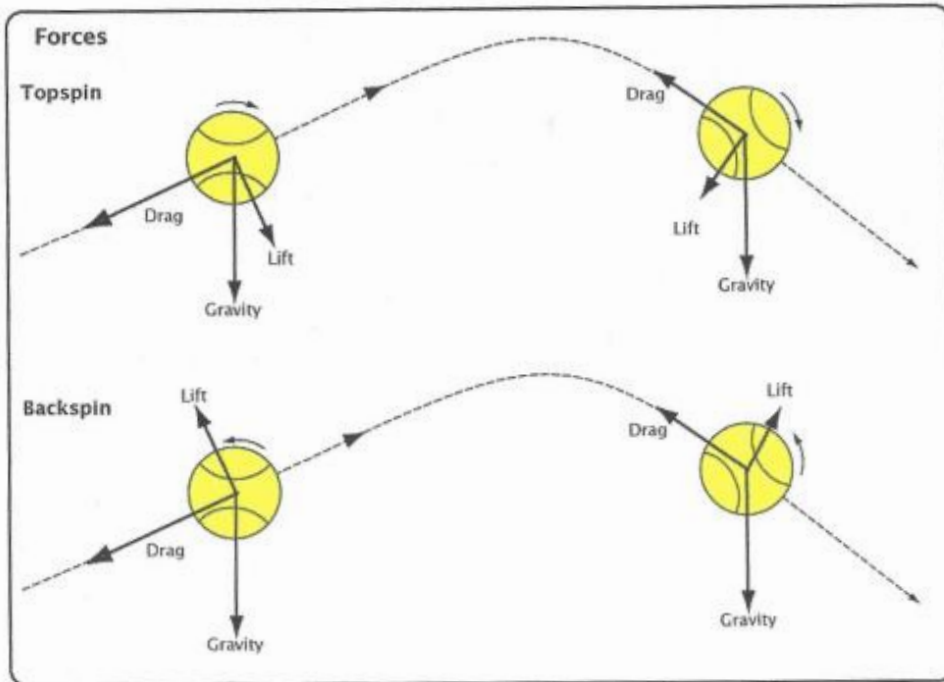
Top spin



Larger relative velocity lower side $Re < Re_{crit}$ transition lower side

$Re < Re_{crit}$: negative Magnus effect, i.e., opposite side force to that with Γ same sense on sphere rotation

$Re > Re_{crit}$: both sides turbulent \therefore positive Magnus effect



Baseball

$$Re \sim 1.5 \times 10^5$$

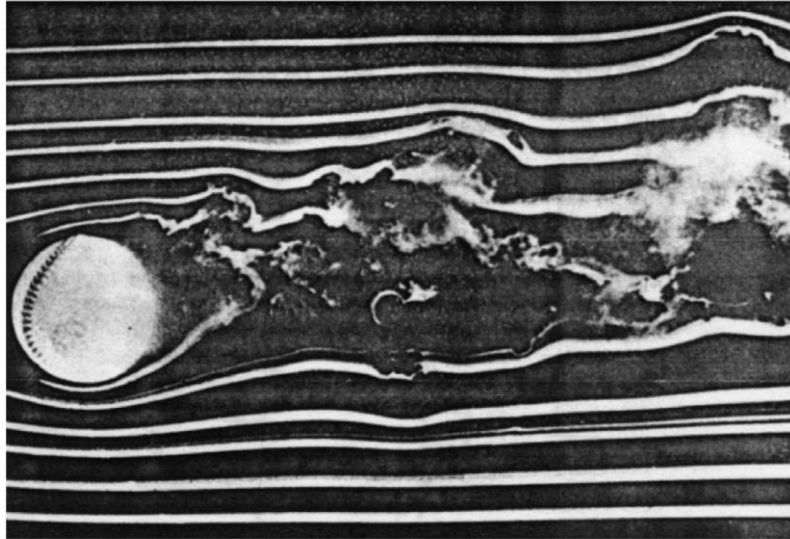
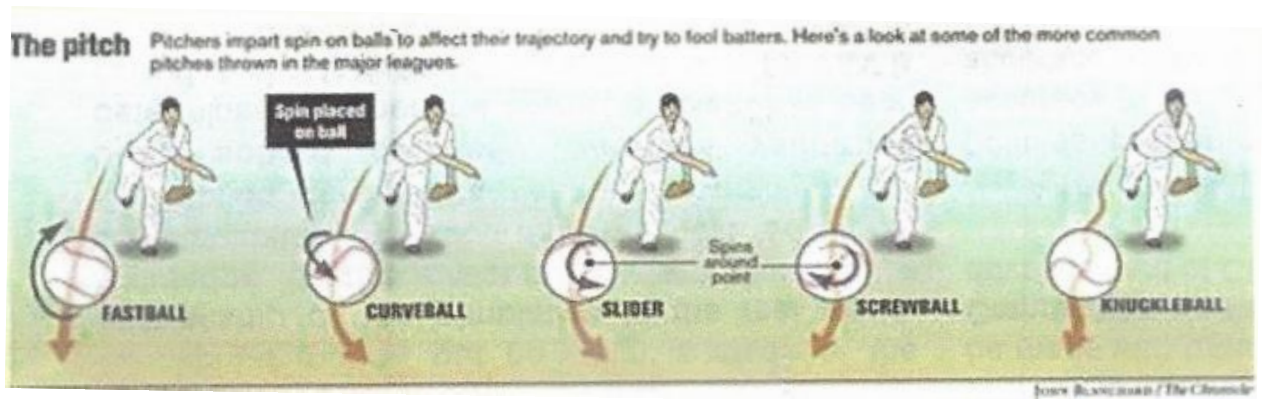


FIGURE 9.26 Smoke photograph of flow around a spinning baseball. Flow is from left to right, flow speed is 21 m/s, and the ball is spinning counterclockwise at 15 rev/s. [Photograph by F. N. M. Brown, University of Notre Dame.] Photograph reproduced with permission from the Annual Review of Fluid Mechanics, Vol. 17 © 1985 by Annual Reviews, www.AnnualReviews.org.

Curveball: side spin to bend away from throwing arm

Screw ball: opposite

Knuckle ball: no spin and path dependent orientation seam as per cricket ball but in this case irregular trajectory due seam pattern



AERODYNAMICS OF SPORTS BALLS

Rabindra D. Mehta¹

Aerodynamics Research Branch, NASA Ames Research Center, Moffett Field, California 94035

1. INTRODUCTION

Aerodynamics plays a prominent role in almost every sport in which a ball is either struck or thrown through the air. The main interest is in the fact that the ball can be made to deviate from its initial straight path, resulting in a curved flight path. The actual flight path attained by the ball is, to some extent, under the control of the person striking or releasing it. It is particularly fascinating that not all the parameters that affect the flight of a ball are under human influence. Lateral deflection in flight (variously known as swing, swerve, or curve) is well recognized in cricket, baseball, golf, and tennis. In most of these sports, the swing is obtained by spinning the ball about an axis perpendicular to the line of flight, which gives rise to what is commonly known as the *Magnus effect*.

It was this very effect that first inspired scientists to comment on the flight of sports balls. Newton (1672), at the advanced age of 23, had noted how the flight of a tennis ball was affected by spin, and he gave this profound explanation: "For, a circular as well as a progressive motion . . . its parts on that side, where the motions conspire, must press and beat the contiguous air more violently than on the other, and there excite a reluctance and reaction of the air proportionably greater." Some 70 years later, in 1742, Robins showed that a transverse aerodynamic force could be detected on a rotating sphere. However, Euler completely rejected this possibility in 1777 (see Birkhå & Auehterlonie 1971). The association of this effect with the name of Magnus was due to Rayleigh (1877), who, in his paper on the irregular flight of a tennis ball, credited him with the first "true explanation" of the effect. Magnus had found that a rotating cylinder

¹ Present address: Department of Aeronautics and Astronautics, Joint Institute for Aeronautics and Acoustics, Stanford University, Stanford, California 94305.

moved sideways when mounted perpendicular to the airflow. Rayleigh also gave a simple analysis for a "frictionless fluid," which showed that the side force was proportional to the free-stream velocity and the rotational speed of the cylinder. Tait (1890, 1891, 1893) used these results to try to explain the forces on a golf ball in flight by observing the trajectory and time of flight.

This was all before the introduction of the boundary-layer concept by Prandtl in 1904. Since then, the Magnus effect has been attributed to asymmetric boundary-layer separation. The effect of spin is to delay separation on the retreating side and to enhance it on the advancing side. Clearly, this would only occur at postcritical Reynolds numbers ($Re = Ud/\nu$, where U is the speed of the ball or the flow speed in a wind tunnel, d is the ball diameter, and ν is the air kinematic viscosity), when transition has occurred on both sides. A smooth sphere rotating slowly can experience a negative Magnus force at precritical Reynolds numbers, when transition occurs first on the advancing side.

Most of the scientific work on sports ball aerodynamics has been experimental in nature and has concentrated on three sports balls: the cricket ball, baseball, and golfball. Details of these three balls, together with typical operating conditions, are given in Figure 1.

The main aim in cricket and baseball is to deliberately curve the ball through the air in order to deceive the batsman or batter. However, the tools and techniques employed in the two sports are somewhat different, which results in the application of slightly different aerodynamic principles. An interesting comparison of the two sports is given by Brancazio (1983). In golf, on the other hand, the main aim generally is to obtain the maximum distance in flight, which implies maximizing the lift-to-drag ratio. In this article, the more significant research performed on each of the three balls is reviewed in turn, with emphasis on experimental results as well as the techniques used to obtain them. While many research papers and articles were consulted in preparing this review, only those that have made relevant and significant contributions to the subject have been cited. For an overview of the physics of many ball games, see Daish (1972).

2. CRICKET BALL AERODYNAMICS

2.1 Basic Principles

The actual construction of a cricket ball and the principle by which the faster bowlers swing the ball is somewhat unique to cricket. A cricket ball has six rows of prominent stitching, with typically 60-80 stitches in each row (primary seam). The stitches lie along the equator holding the two leather hemispheres together. The better quality cricket balls are in fact made out of four pieces of leather, so that each hemisphere has a line of internal stitching forming the "secondary seam." The two secondary seams,